






EXERCICES SUR LA SYLLABE





RELIE LES IMAGES DONT LES MOTS COMMENCENT PAR LA MÊME SYLLABE.





BARRE L'INTRUS (DESSIN DONT LE MOT NE COMMENCE PAS PAR LA MÊME SYLLABE).




COLLE LES IMAGES QUI ONT LE MÊME NOMBRE DE SYLLABES ET COMMENCENT PAR LA MÊME SYLLABE (images à découper après le papillon)















A DECOUPER ET A COLLER









COLLE DANS CHAQUE CASE L'IMAGE DONT LE MOT SE TERMINE PAR LA MÊME SYLLABE.

A DECOUPER ET A COLLER

				
--	--	--	--	--

DANS CHAQUE COLONNE, BARRE LE DESSIN DONT LE MOT NE COMMENCE PAS PAR LA MÊME SYLLABE.



DANS CHAQUE COLONNE, BARRE LE DESSIN DONT LE MOT NE TERMINE PAS PAR LA MÊME SYLLABE.

